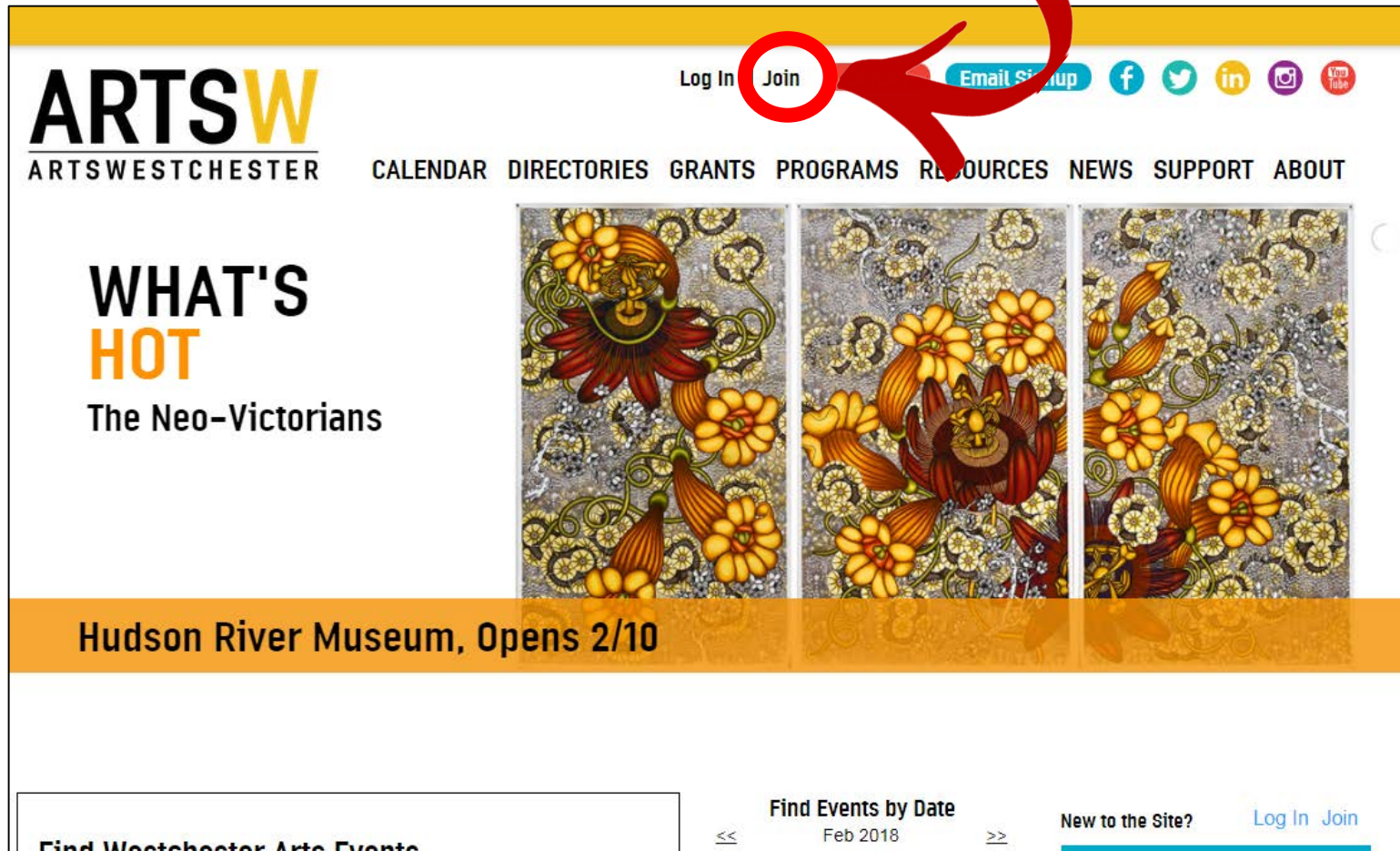


HOW TO:

Create a Public
Artist Profile at
artsw.org

ARTSW
ARTSWESTCHESTER


1. Click on “Join”
to create an account.



The screenshot shows the ArtsWestchester website. At the top left is the logo "ARTSW" in large black and yellow letters, with "ARTSWESTCHESTER" underneath. To the right of the logo are links for "Log In" and "Join". The "Join" link is circled in red, and a large red arrow points to it from the top right. Further right are social media icons for Facebook, Twitter, LinkedIn, Instagram, and YouTube, along with an "Email Signup" button. Below the navigation is a menu with links: "CALENDAR", "DIRECTORIES", "GRANTS", "PROGRAMS", "RESOURCES", "NEWS", "SUPPORT", and "ABOUT". The main content area features a section titled "WHAT'S HOT" in large black and orange letters, with "The Neo-Victorians" below it. This section is accompanied by three vertical panels of intricate floral and botanical illustrations in yellow, orange, and red. Below these panels is an orange banner with the text "Hudson River Museum, Opens 2/10". At the bottom of the page, there is a search bar on the left with the text "Find Westchester Arts Events". To its right is a "Find Events by Date" section showing "Feb 2018" with navigation arrows. Further right are links for "New to the Site?", "Log In", and "Join".

2.

Click to create an artist profile.



ARTSWESTCHESTER | CALENDAR | DIRECTORIES | GRANTS | PROGRAMS | RESOURCES | NEWS | SUPPORT | ABOUT

Log In | Join | Donate | Email Signup | f | t | in | i | y

Register Now

*** BECOME AN ARTSWESTCHESTER MEMBER!**
As an ArtsWestchester Member, you'll be connected to Westchester's arts community, receive regular arts news and exclusive invitations and discounts to arts events.

You'll be investing in Westchester's vibrant cultural community, helping to keep the arts accessible to everyone. [Join today.](#)

*** REGISTER WITH ARTSWESTCHESTER.ORG!**
By registering on www.artswestchester.org you can:

- sign-up for arts event alerts
- sign-up to receive our weekly and monthly arts newsletters
- save your searches
- set preferences to customize the home page so you see the events YOU want first
- RSVP to events
- buy tickets
- comment on events
- participate in forums

The information you provide will not be shared with anyone or used in any way other than to customize your www.artswestchester.org experience.

If you are an [artist](#) and interested in posting your work then [click here.](#)

3.

Read about artist membership.

ARTSW
ARTSWESTCHESTER

Log In | Join [Donate](#) [Email Signup](#) [f](#) [t](#) [in](#) [i](#) [v](#)

[CALENDAR](#) [DIRECTORIES](#) [GRANTS](#) [PROGRAMS](#) [RESOURCES](#) [NEWS](#) [SUPPORT](#) [ABOUT](#)

Artist Registration

If you are only interested in the Artist Free Profile, please do not provide your credit card information. All that is needed is your email address, first and last name, then click "Submit" at the bottom of the form.

If you value the arts, your membership can make a difference... annual membership provides the dependable support we need to sustain the arts community of Westchester. Consider becoming an artist member.

\$35.00 ARTIST MEMBERSHIP BENEFITS

- Ability to post and update your own exhibitions, performances and openings on our online Events Calendar, connecting you to a broad network of artists, arts organizations and potential patrons
- Share your blog posts on our website
- Subscription to our monthly newsletter, Arts(e)News
- Invitations to "Members Only" exhibitions, performances, and special events
 - Free or discounted admissions to artist workshops
 - 10% discount on gifts at the Arts Exchange Gallery Shop
- Support of the arts in our communities

Artists Membership Registration

New Membership

New Membership * Artist Free Profile - \$ 0.00 Artist Member - \$ 35.00

4.

Scroll down to choose your level and fill out the form.

Artists Membership Registration

New Membership

New Membership * Artist Free Profile - \$ 0.00
 Artist Member - \$ 35.00
 Please renew my membership automatically.

Email Address *

Please enter a Username to create an account. If you already have an account please login before completing this form.

Username * [Check Availability](#)
Punctuation is not allowed in a Username with the exception of periods, hyphens and underscores.

Password





Confirm Password Provide a password for the new account in both fields.

Artists Registration

First Name *

Last Name *

Credit Card Information

Card Number *

Security Code *

5.

Continue filling out form and click “Submit.”

Billing Name and Address

Billing First Name*

Billing Middle Name

Billing Last Name*


Street Address*

City*

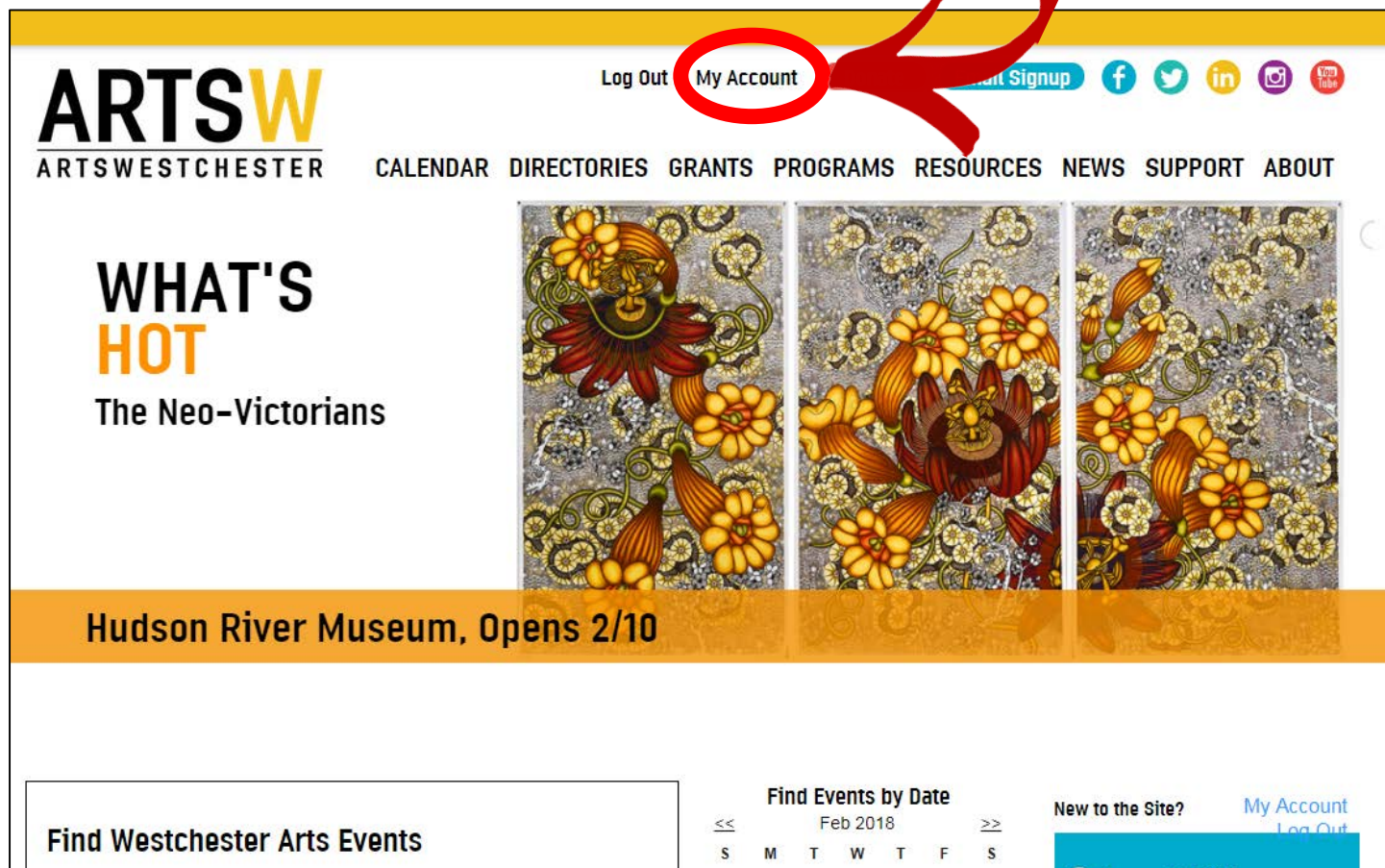
Country* x ▾

State/Province* x ▾

Postal Code*

I'm not a robot  reCAPTCHA
Privacy - Terms

6. Click “My Account” at the top.











The screenshot shows the top navigation bar of the ARTSWestchester website. The logo 'ARTSW' is on the left, with 'ARTSWESTCHESTER' below it. To the right of the logo are links for 'Log Out', 'My Account', and 'Account Signup'. Social media icons for Facebook, Twitter, LinkedIn, Instagram, and YouTube are also present. Below the navigation bar is a menu with links for 'CALENDAR', 'DIRECTORIES', 'GRANTS', 'PROGRAMS', 'RESOURCES', 'NEWS', 'SUPPORT', and 'ABOUT'. The main content area features a 'WHAT'S HOT' section titled 'The Neo-Victorians' with three decorative floral images. Below this is a banner for 'Hudson River Museum, Opens 2/10'. At the bottom, there is a search box for 'Find Westchester Arts Events', a calendar for 'Feb 2018', and a 'New to the Site?' section with links for 'My Account' and 'Log Out'.

Your account will be available whenever you are logged in.

7.

Scroll and Click “Artist Profile.”

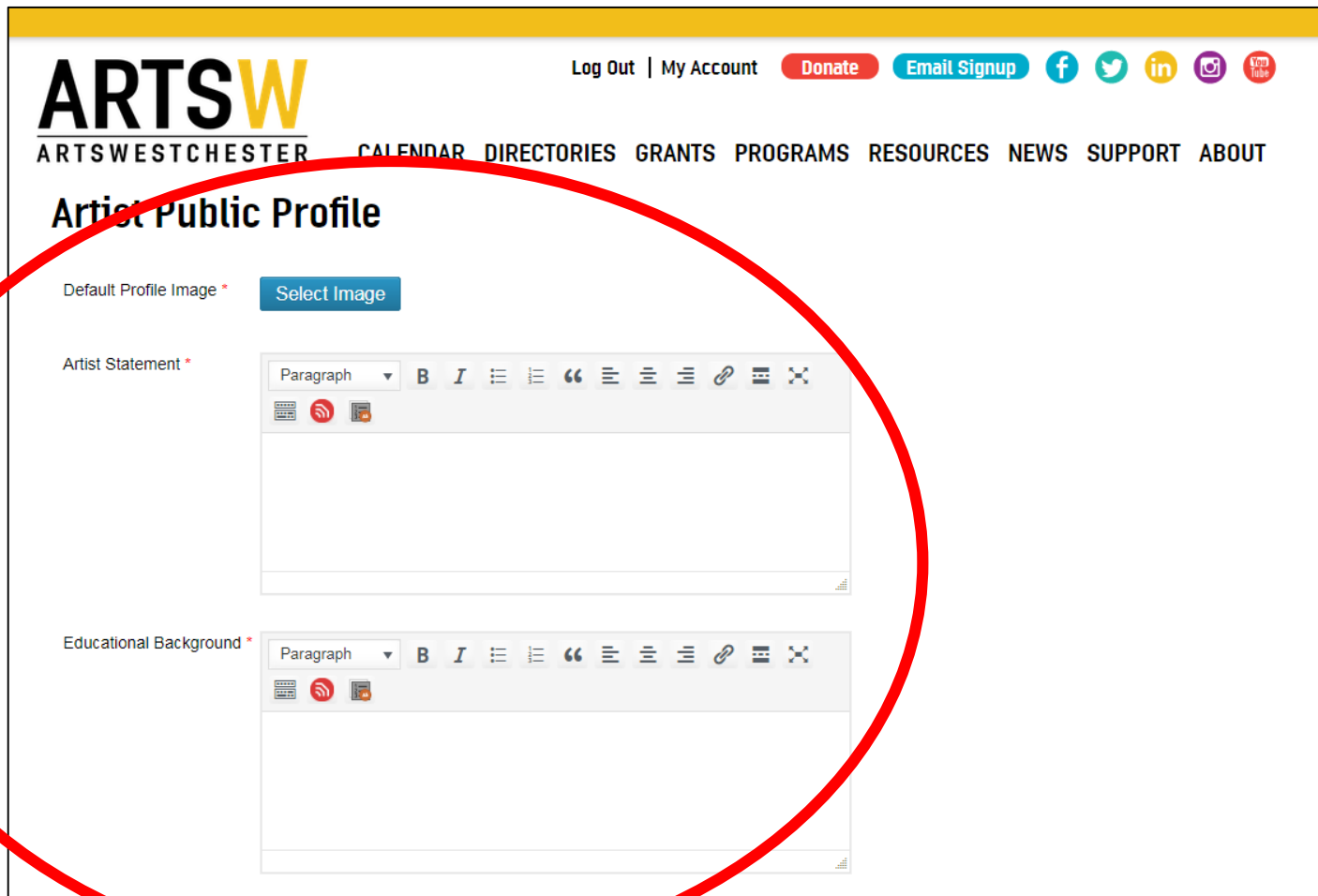
The screenshot shows a user dashboard with a grid of menu items. A red circle highlights the 'Artist Profile' item. On the right side, there is a grey sidebar with a list of navigation links. At the bottom left, there is a footer link for the page builder.

 My Events <ul style="list-style-type: none">▪ Add a new event.▪ Manage my existing events.	 My Event Locations <ul style="list-style-type: none">▪ Add a new event location.▪ Manage my existing event locations.	Cultural Org. Profile <ul style="list-style-type: none">View My ProfileMy ActivityMy SubscriptionsAccount DetailsLog Out
 Artist Profile <ul style="list-style-type: none">▪ Manage my public profile, including Artist Statement, Education, and slider images.	 Cultural Org. Profile <ul style="list-style-type: none">▪ Manage our public profile, including Mission Statement, Hours, and slider images.	
 View my Profile <ul style="list-style-type: none">▪ View my public profile, including my blog posts and events.	 My Activity <ul style="list-style-type: none">▪ View my account activity, including contributions and pledges.	
 My Subscriptions <ul style="list-style-type: none">▪ Manage my Event Alerts▪ Manage Arts eNews subscriptions.▪ Manage my Artist Opportunity subscriptions.	 Account Details <ul style="list-style-type: none">▪ Edit my account information, including my contact details and password.	

[Edit Edit with WPBakery Page Builder](#)

8.

Select an image, artist statement and educational background.



The screenshot shows the 'Artist Public Profile' form on the ARTSW website. The form includes three mandatory fields, each marked with an asterisk (*):

- Default Profile Image ***: A blue button labeled 'Select Image'.
- Artist Statement ***: A rich text editor with a toolbar containing options for Paragraph, Bold (B), Italic (I), Bulleted List, Numbered List, Quote, Indent, Outdent, Link, Unlink, and a close icon. Below the toolbar is a large text area.
- Educational Background ***: A rich text editor with the same toolbar and text area as the Artist Statement field.

A large red circle is drawn around the 'Default Profile Image', 'Artist Statement', and 'Educational Background' fields to indicate they are mandatory.

Fields with an * are mandatory.

9.

Finish the form, add images of your work, and click “Update Profile.”

The image shows a screenshot of a web form titled "Teaching Artist Experience". The form includes a rich text editor at the top with a toolbar containing options for Paragraph, Bold (B), Italic (I), Bulleted List, Numbered List, Quote, Indent, Outdent, Link, Unlink, and a close icon. Below the editor are four rows, each with a label "Slider File 2" through "Slider File 5" and a blue "Select File(s)" button. At the bottom of the form is a blue "Update Profile" button. Red circles are drawn around the rich text editor, the four "Select File(s)" buttons, and the "Update Profile" button.

Teaching Artist Experience

Paragraph **B** *I* ☰ ☰ “ ☰ ☰ ☰ 🔗 ☰ ☰

Slider File 2

Slider File 3

Slider File 4


Slider File 5

10. The next screen should indicate success in creating the profile.

Artist Public Profile

Profile updated successfully

Default Profile Image *




Delete

Artist Statement *

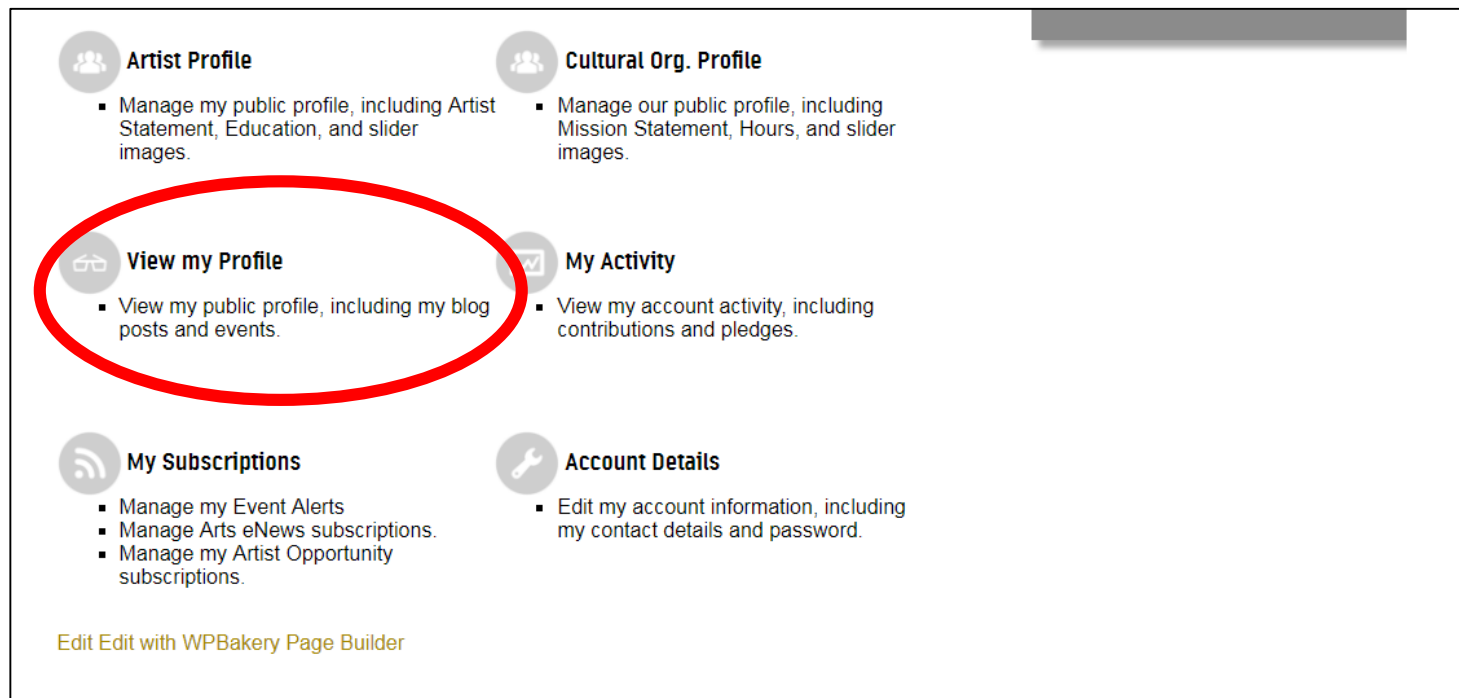
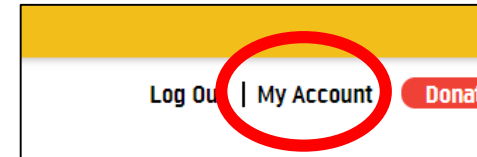
Paragraph

B *I* [List Icons] [Quote Icon] [Align Left Icon] [Align Center Icon] [Align Right Icon] [Link Icon] [Unlink Icon]

[Image Icon] [RSS Icon] [Video Icon]



11. To see profile, go to “My Account” and click “View my Profile.”



Artist Profile

- Manage my public profile, including Artist Statement, Education, and slider images.

Cultural Org. Profile

- Manage our public profile, including Mission Statement, Hours, and slider images.

View my Profile

- View my public profile, including my blog posts and events.

My Activity

- View my account activity, including contributions and pledges.

My Subscriptions

- Manage my Event Alerts
- Manage Arts eNews subscriptions.
- Manage my Artist Opportunity subscriptions.

Account Details

- Edit my account information, including my contact details and password.

[Edit Edit with WPBakery Page Builder](#)

Leonardo da Vinci



Artist Statement

Renowned painter.

Educational Background

Informal.

